



BASILDON | BRAINTREE | BURY ST EDMUND | CAMBRIDGE | CHELMSFORD | COLCHESTER GRAYS | HAVERHILL | HUTTON
| IPSWICH | KINGS LYNN | PETERBOROUGH CENTRAL | PETERBOROUGH PORTUGESE | SOUTHEND



SEC AREA 8 ADVENTURERS



HELPING HAND E-CAMP PACK



During this camp you will receive the following awards! :





The Tabernacle Award

1. Read and discuss I Corinthians 6:19, and read and discuss Exodus 25:8 and 29: 44-46.

Do you not know that your body is a house of God where the Holy Spirit lives? God gave you His Holy Spirit. Now you belong to God. You do not belong to yourselves.

- 1 Corinthians 6:19

Let them make a holy place for Me, so I may live among them

- Exodus 25:8

I will set apart the meeting tent and the altar. And I will set apart Aaron and his sons to work as religious leaders for Me. I will live among the people of Israel and will be their God. They will know that I am the Lord their God, who brought them out of the land of Egypt to live among them. I am the Lord their God.

- Exodus 29:44-46

2. What does Tabernacle mean?

A tabernacle is

.....

.....

3. List the three main areas of the Tabernacle.

-
-
-

4. Find and read John 14:6, John 10:9 and Matthew 7:13-14. Using the Bible verses that you read, discuss what a gate symbolizes?

A gate symbolizes

.....

5. Discuss and identify the Tabernacle and all of its parts.

- a. Brazen Alter
- b. Tabernacle Sacrifices
- c. Laver (Basin)
- d. Menorah (Lamp stand)
- e. Table of Showbread
- f. Golden Altar of Incense
- g. Holy of Holies & the Veil
- h. Ark of the Covenant & the Articles

- Draw lines to match up the pictures to the words



Brazen Alter



Laver (Basin)



Menorah (Lamp stand)

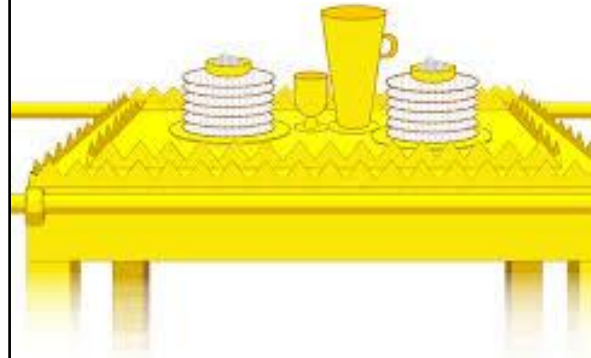



Table of Showbread



Golden Altar of Incense



Holy of Holies & the Veil



Ark of the Covenant & the Articles

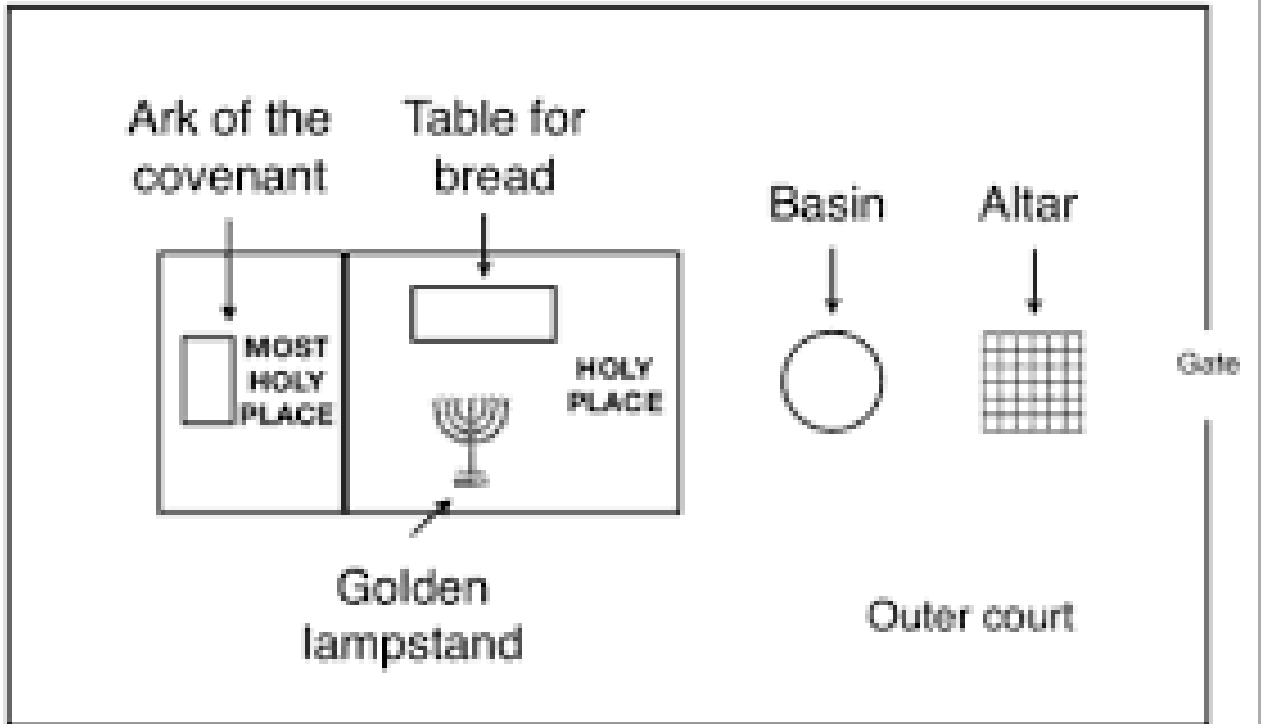
5. Create or build your own Tabernacle.

- Use the pictures and cut them out to make your own tabernacle



- Here's a floor plan to help you

The Tabernacle



6. Sing a Sanctuary song.

The name of the song I sang was

.....

8. Play one of the following games:

- a. Tabernacle memory.
- b. Fruit basket upset using Tabernacle part names.
- c. Make cards of the furniture; mix the cards up and as they draw a card, put it in the right place on the diagram.
- d. Each Adventurer draws out of a hat a card with the name of a furniture/part of the tabernacle on it, and then stands in the correct place in the room.
- e. Other game

The game I played was

.....



Bible II award

1. Earn the Bible I Award.
2. Recite in order the books of the Old Testament.

Genesis, Exodus, Leviticus, Numbers, Deuteronomy
Joshua, Judges, Ruth, 1 Samuel, 2 Samuel, 1 Kings
2 Kings, 1 Chronicles, 2 Chronicles, Ezra, Nehemiah,
Esther, Job, Psalms, Proverbs, Ecclesiastes
Song of Solomon, Isaiah, Jeremiah, Lamentations,
Ezekiel, Daniel, Hosea, Joel, Amos, Obadiah, Jonah
Micah, Nahum, Habakkuk, Zephaniah, Haggai, Zechariah
Malachi

3. Tell or act out the following Bible stories:
 - a. Noah - Date:.....
 - b. Abraham - Date:.....
 - c. Moses - Date:.....
 - d. David - Date:.....
 - e. Daniel - Date:.....

4. Read or listen to a Bible story.

The name of the story I read/listened to was

.....

5. Memorize and explain three of the following verses about living for Jesus:

- a. Exodus 20:11-17
- b. Philipians 4:13
- c. Philipians 2:13
- d. 1 John 2:1, 2
- e. Jude 24
- f. Your choice

I memorized and explained

1.....

.....

2.....

.....

3.....

.....

6. Play two games to help you remember the Bible stories.

The names of the games I played was

.....

and

.....



Steps to Jesus

1. Understand the steps to salvation

1. I have
2. God me
3. Christ for me
4. I Him
5. I have life

2. Read and discuss with an adult four of the following Bible stories on conversion/salvation.

- The Ethiopian converted (Acts 8:26-40)
- Naaman washed clean (2 Kings 5)
- Jesus loves children (Matt. 19:13-15)
- The lost coin, sheep and son (Luke 15)
- Zachacus (Luke 19:1-10)
- Jailer converted (Acts 16:21-34)

Bible story 1 discussion feedback:

Bible story 2 discussion feedback:

Bible story 3 discussion feedback:

Bible story 4 discussion feedback:

3. Memorize John 3:16, Acts 16:31, and 1 John 1:9.

For God so loved the world that He gave His only Son. Whoever puts his trust in God's Son will not be lost but will have life that lasts forever.

- John 3:16

They said, "Put your trust in the Lord Jesus Christ and you and your family will be saved from the punishment of sin."

- Acts 16:31

If we tell Him our sins, He is faithful and we can depend on Him to forgive us of our sins. He will make our lives clean from all sin.

- 1 John 1:9

4. Spend a regular quiet time with Jesus.

Name at least four things you do when spending time with Jesus

How often do you spend time with Jesus?

What are your favourite places for spending time with Jesus?

5. Make a personal choice to accept Jesus as Saviour and Lord.
Discuss your decision with a parent or club teacher

When you are ready to make your decision please put the date here -----


Trace around your foot on paper and decorate any way you like,
including the words of commitment:

I _____(your name) have taken my first steps to Jesus
today _____(date) with _____(adult witness' name).



Prayer Warrior award

1. Read what Paul said about the armour of God (Ephesians 6:11-18) and make a poster or craft showing the armour of God
 - Use the space below



2. Name 5 Bible Old Testament prayer warriors and read one of their stories from the Bible. How were their lives changes by talking with God?

5 Bible Old Testament prayer warriors are

-
-
-
-
-

3. Discuss

a) how to pray

Some different ways to pray are

-
-
-

b) where to pray.

Some different places to pray are

-
-
-

4. Learn who we should pray for and write a prayer of your own. Read this prayer in the Adventurer Club, Sabbath School Class, or during church service.

My prayer:

5. Discuss why you pray.

I pray because

6. Take a prayer walk with the Adventurers or your family. Talk about the way you felt during the walk. -Put a picture in your folder

I walked with..... we went to.....
on.....



Caring Friend

1. Explain how you can be a Caring Friend. Find, read and memorize I Peter 5:7.

I can be a caring friend by

2. Talk to a person and ask the following:
 - a. the day and month (s)he was born
 - b. his/her favorite animals
 - c. two of his/her favorite colors
 - d. three favorite foods
 - e. four things that are important to him/her
 - f. have your new friend tell you about his/her last trip

I talked to

Their birthday is.....

Their favourite animal is

Two of their favourite colours are

and

Three of their favourite foods are

..... and

3. Visit a shut-in and take something to him/her. Use the questions in #2 as a basis for your conversation.

I visited

4. Tell one of the persons in #2 or #3 above how Jesus loves you and that He loves him/her also.

I told that Jesus loves them

5. Show how you can become a caring person to your parents by:

- a. helping to keep your room clean
- b. helping in the kitchen with preparation or cleanup
- c. doing extra chores without being told
 - *Add some pictures to your folder to show what you've done*

6. Tell of something special you have done for a friend.

I

World of other people requirement

Make friends with a person of another culture

These are the things I learnt about another culture

.....

.....


.....

.....

The person who spoke to me is from

.....

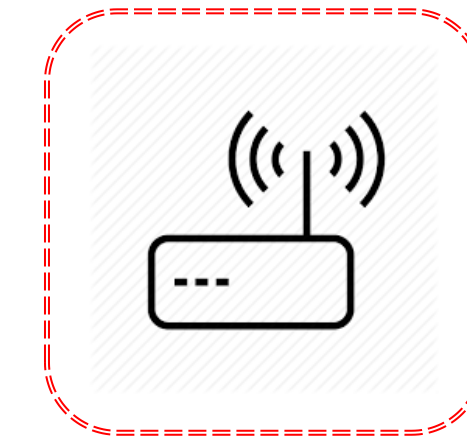
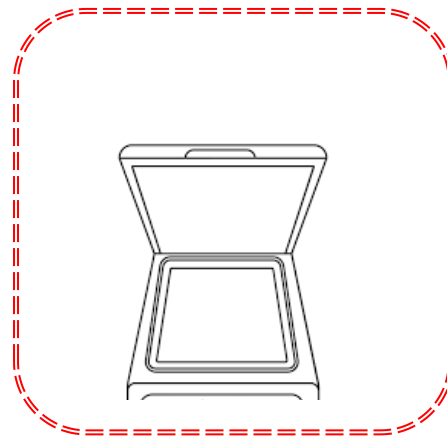

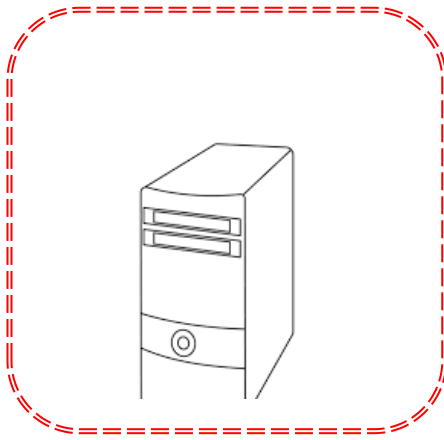



- Using the pictures above, make a collage

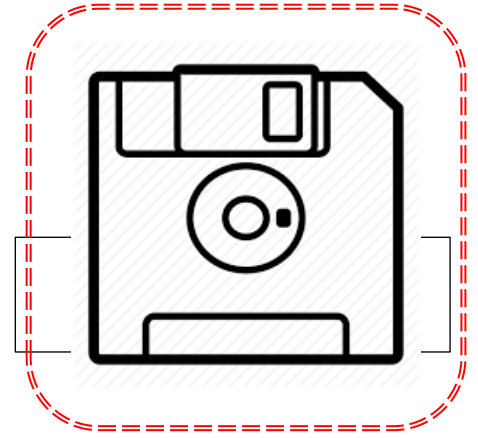
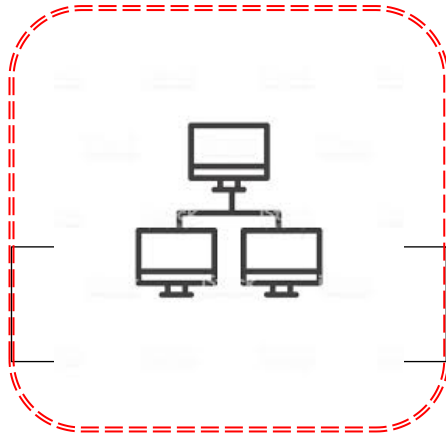
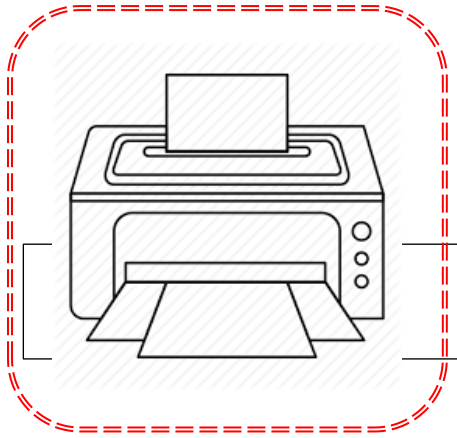




Technology

1. Explain the purpose of each item:
 - Use the words below to label the items





- a. Computer system
- b. Monitor
- c. Mouse
- d. Keyboard
- e. Central Processing Unit
- f. Hard disk
- g. Scanner
- h. CD ROM
- i. Modem
- j. Printer
- k. Network
- I. Diskette

| ITEM | PURPOSE |
|--------------------|---------|
| Computer system | |
| Monitor | |
| Mouse | |
| Keyboard | |
| Central processing | |
| Hard disk | |
| Scanner | |
| CD rom | |
| Modem | |
| Printer | |

| | |
|----------|--|
| Network | |
| Diskette | |

2. What are computers good for?

Computers are good for

.....

.....

.....

3. Do one of the following:

- a. Type and print a thank-you note. (if this option is chosen put a copy in your folder)
- b. Play an educational game. (if this option is chosen explain how you played the game)

I decided to

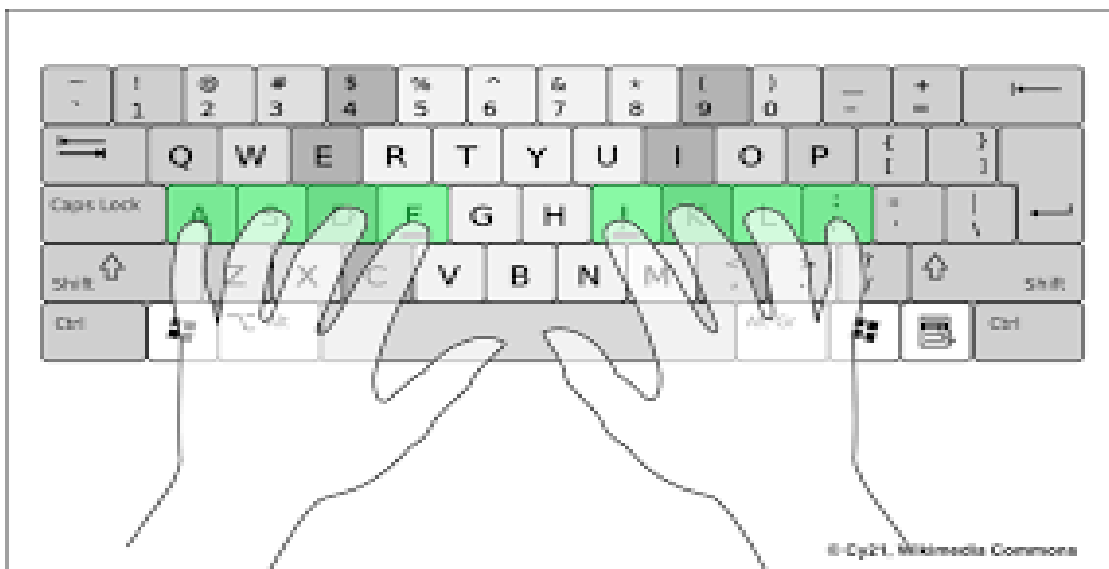
.....

4. Do one of the following:
 - a. Visit an office and see how a computer helps that person with their work.
 - b. Visit a computer sales person and have them give a demonstration of the latest technology.

Who did you observe

And what did you learn

5. Know the home row of the keyboard.
 - a. Show the proper hand position on the keyboard.



b. Explain why proper hand position is important.

Proper hand position is important because

.....

.....

c. Type on an elementary typing program such as Sticky Bear or Mavis Beacon

The typing programme I used was

.....



Hygiene Award

Requirements:

1. Look up these three verses and write out what they say:

I have _____ your _____ in my
_____, that

I might not _____ against _____. Psalms 119: 11

Create in me a clean _____, O God, and
_____ a steadfast _____ within me. Ps 51:10

May the _____ of my _____ and the
_____ of my _____ be pleasing to
_____, O LORD, my _____ and my
_____. Psalms 19:14

2. I can keep myself clean by...

3. It is important to wash my hands at these times...

Empty rounded rectangular box for writing.

4. I can brush my teeth properly by....

Empty rounded rectangular box for writing.

5. We talked about bathing and hair care on...

6. We should drink _____ glasses of water every day.

7. Keeping our clothes clean is important because...

Empty rounded rectangular box for writing.

Empty rounded rectangular box for writing.

8. I helped to keep my home clean on...

Empty rounded rectangular box for writing.

9. I helped with the family laundry on...

-
8. Participate in a recognized fitness test:
 - a. President's Challenge
 - b. An equivalent program

The name of the fitness test I participated in is...

Key stage 2 UK Physical Fitness Requirements

Pupils should continue to apply and develop a broader range of skills, learning how to use them in different ways and to link them to make actions and sequences of movement. They should enjoy communicating, collaborating and competing with each other. They should develop an understanding of how to improve in different physical activities and sports and learn how to evaluate and recognise their own success.

Pupils should be taught to: (*Please date each time one of the following has been achieved or get a teacher to tick and sign this off*)

- ♣ use running, jumping, throwing and catching in isolation and in combination

- ♣ play competitive games, modified where appropriate [for example, badminton, basketball, cricket, football, hockey, netball, rounders and tennis], and apply basic principles suitable for attacking and defending

- ♣ develop flexibility, strength, technique, control and balance [for example, through athletics and gymnastics]

- ♣ perform dances using a range of movement patterns

- ♣ take part in outdoor and adventurous activity challenges both individually and within a team

- ♣ compare their performances with previous ones and demonstrate improvement to achieve their personal best.



Environmentalist award

Adventurer Name: _____

Club: _____

Then God said, "Let us make mankind in our image, in our likeness, so that they may rule over the fish in the sea and the birds in the sky, over the livestock and all the wild animals, and over all the creatures that move along the ground."

Genesis 1:26



I recited Genesis 1:26 on _____ in the presence of _____

1b. Explain your role in protecting wildlife.

2. List three animals that are endangered and explain why

| Endangered Animals | Why Endangered |
|--------------------|----------------|
| 1. | |
| 2. | |
| 3. | |

3. List three birds that are endangered and explain how you can help protect birds.

| Endangered Birds | Explain how you can help protect birds |
|------------------|--|
| 1. | |
| 2. | |
| 3. | |

4. Study endangered trees in your area. Plant or adopt a tree. Write how you would go about it in the box.

5. In your local area

a. What causes pollution, and list ways you can prevent pollution.

| Causes of Pollution | Ways To Prevent Pollution |
|---------------------|---------------------------|
|---------------------|---------------------------|

| | |
|--|--|
| | |
|--|--|

b. Investigate how and why the pollution happened.

How pollution happens.....

Why pollution happens:


c. Explain how you can keep from polluting water.

How you can keep from polluting water pollution.

I can keep from polluting water by :

d. What dangers threaten the quality of air.

| |
|--|
| |
|--|



6. On _____ I participated in (tick one) of the following community activities to help clean the _____ environment:

- Take part in Earth Day events
- With your group help clear the trash from a roadside or stream
- Help collect paper, cans or other materials for recycling at home or school.

7. Create a mural of the earth made new from recycled rubbish and post a picture in the box below.



Date Completed Award: _____

Signed by : _____

Reference: Daily net.com



My picture book award

1. Make a picture book of at least 6 pages
2. All pages must have some form of decoration on it.
3. Describe each picture in the book.
4. Memorize Joel 1:3 and discuss the meaning.


Tell it to your children, and let your children tell it to their children, and their children to the next generation.

-Joel 1:3 NIV

This means

5. Share your picture book with others and explain why you picked these pictures. Did sharing your book help you understand Joel 1:3?

- Stick photos of your book or keep your book to display at assessment





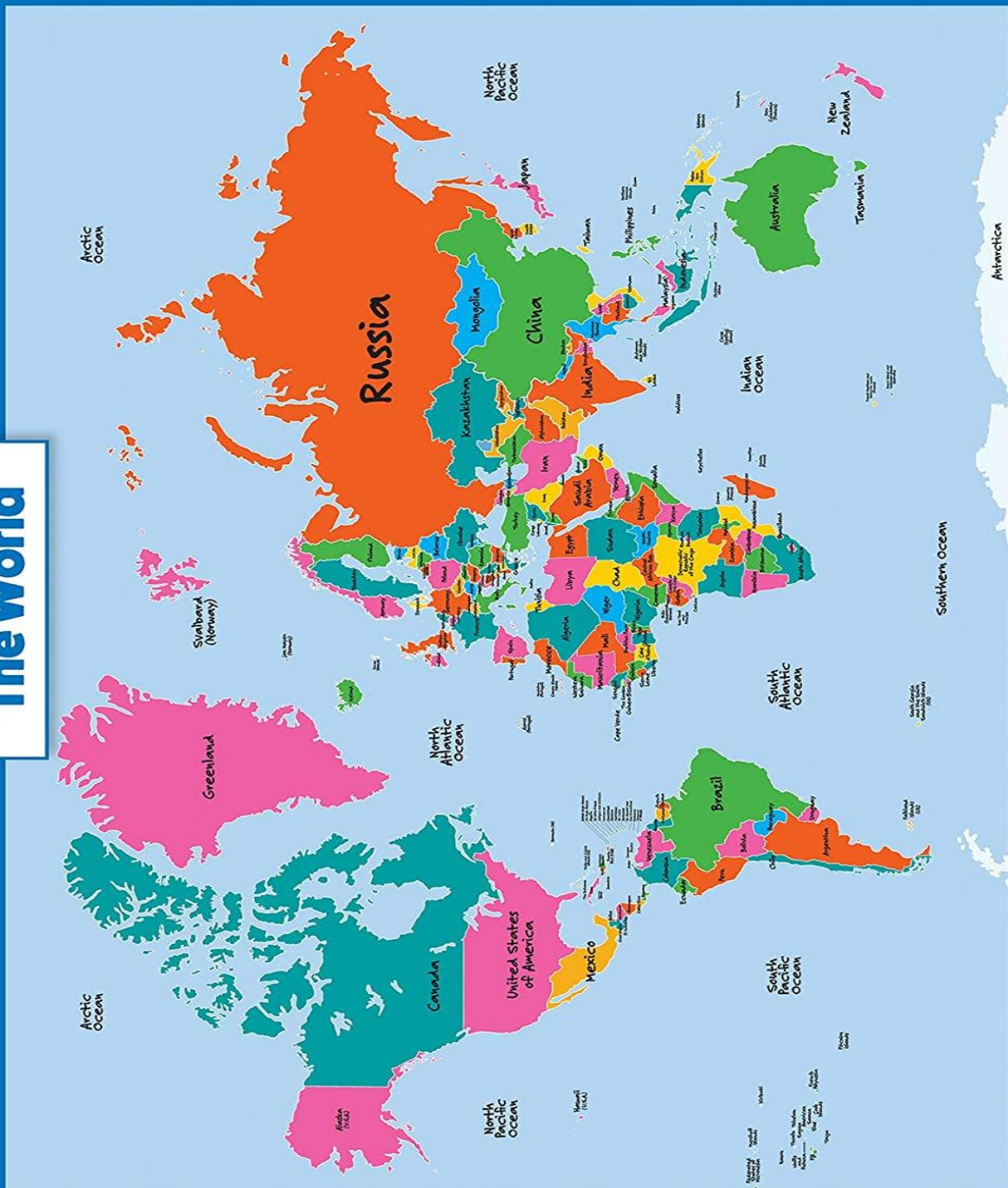
Country Fun Award

1. Pick a country you want to study

The country I want to study is

2. On a world map find the location of the country and identify what continent it is on

The World



- Draw in the space below



4. Learn six facts about the country, such as those suggested below. For example:

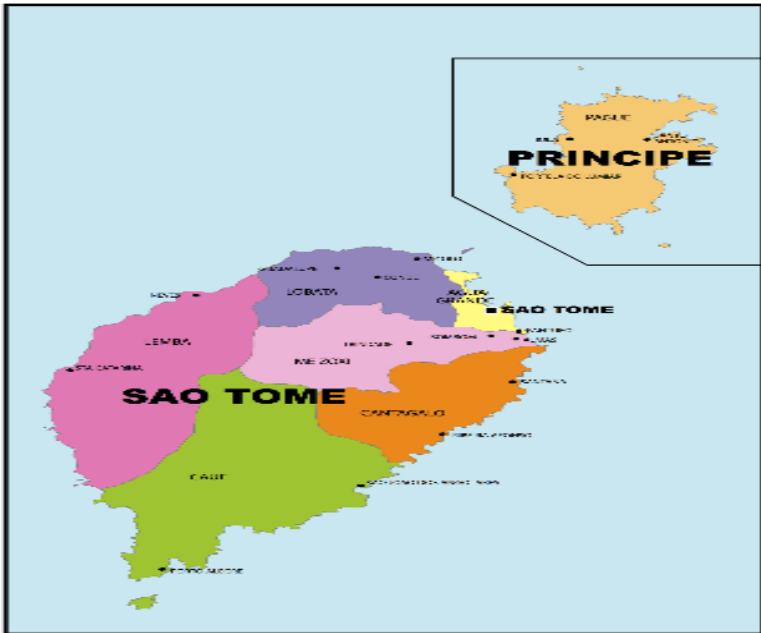
-
-
-
-
-
-

5. Make a simple craft or food from the country

I made

- Add evidence to your folder!!

6. Read in the Bible how languages originated at the tower of Babel (Genesis 11:1-19)



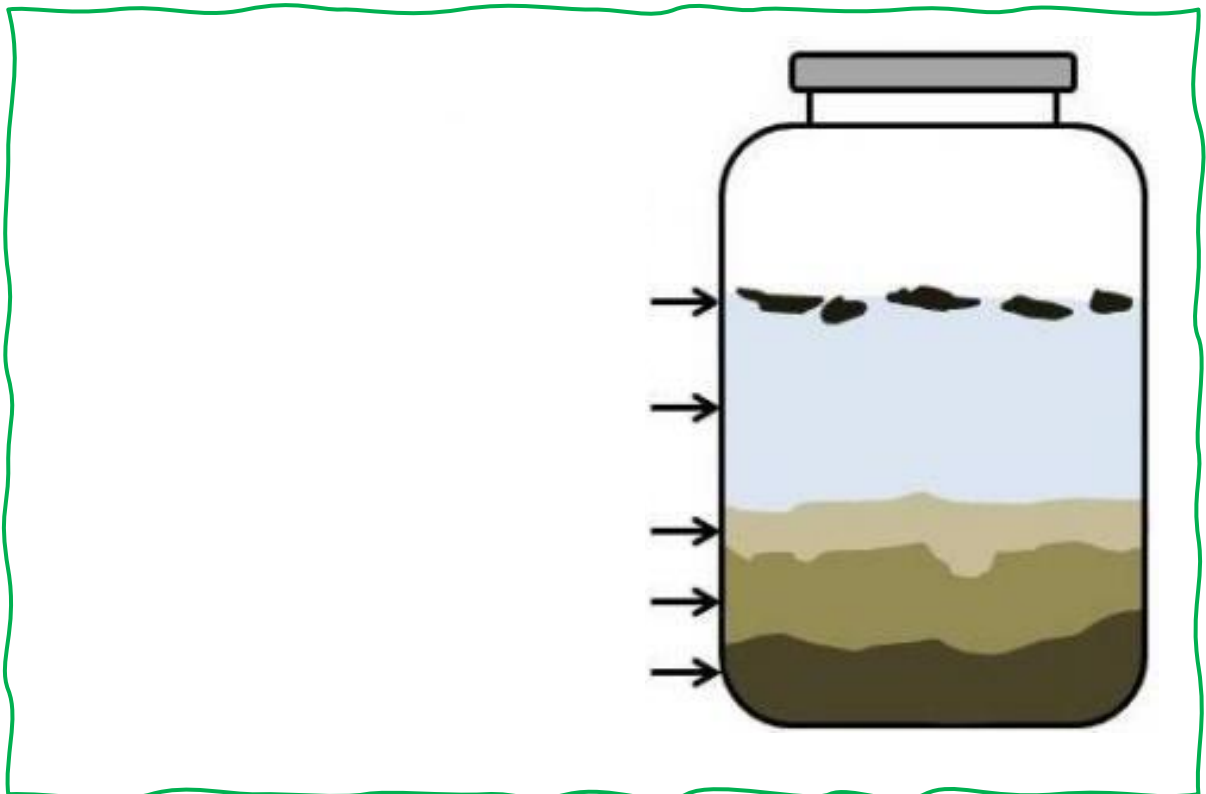
Geologist Award



1. Describe a Geologist and his/her work.

2. Recite a text in the Bible talking about rocks or minerals.

3. Experiment with soil, sand, gravel, rocks and water. OR Make a crystal garden.



4. Collect and display five different types of rocks. Take pictures of each and label them in the box below. (you can also keep your collection in a special container which can be shared with your assessor)

The form consists of a large outer rectangle with a wavy green border. Inside, there are five rows. Each row contains two rectangular boxes: a larger one on the left and a smaller one on the right. These boxes are intended for drawing a rock and labeling it, respectively.


5. Read Revelation 21 - a. Identify the precious stones listed. Please state the name of the stone and the number of the foundation it garnished. (See example answer below)



i.e. The First Foundation Stone is Jasper



b. Draw a picture of the heavenly city and colour it.



John saw a new heaven and a new earth. He heard Jesus say, "I am coming soon!" John answered, "Amen. Come, Lord Jesus."

6. Use stones or rocks to make an art picture or paint a rock. (Take photos to record your evidence here or keep your creations to display at your assessment)

