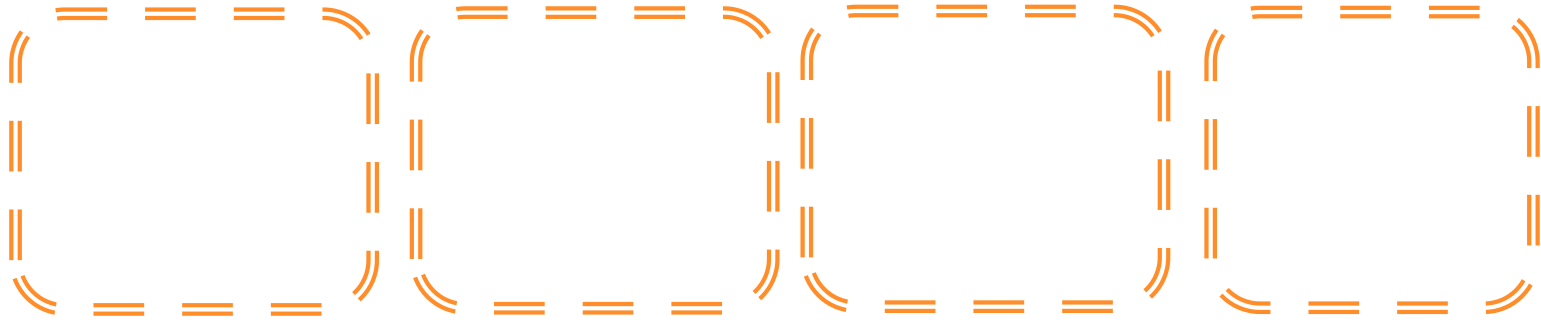


# Road Safety

1. Identify and explain 10 important road signs. (cut and stick the signs and use the word bank to correctly label each sign)



---

---

---

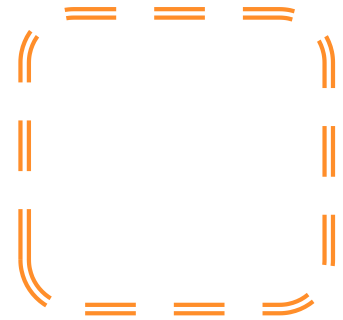
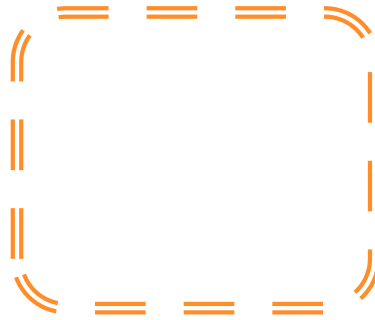
---

---

---

---

---



---

---

---

---

---

---

---

---



---

---



---

---

2. Tell when and where to cross the road safely.

I should cross the road at a...


.....

At a traffic light I should only cross when the...


.....

3. Discuss road safety rules for:


a. Walking along the road by yourself




b. Riding your bicycle



c. Riding a horse



d. Walking with a group



4. Explain why you should wear a seatbelt when riding in a car.

I must wear a seat belt because it will help protect me  
in case of a

.....

5. Listen to a Highway Patrol Officer or other safety officer talk about safety for children.

I watched a video about

.....

6. Play a safety game.

The name of the safety game I played was

.....





- Stop Sign
- Pedestrian crossing
- Maximum speed limit
- Slippery road
- No cycling
- Dead end
- School crossing
- No left turn
- No waiting
- No entry